




# PCFY-P100VKM-E

Indoor Unit

Ceiling Suspended

Designed for ultra-quiet operation and easy maintenance, the unit provides comfortable air conditioning for a wide range of applications where floor or wall space cannot be used practically.

- **Indoor unit designed for direct ceiling suspension**
- **Flush to wall installation for concealment of service connections**
- **Drain piping can be connected from left or right**



Pictures not to scale




## Product Details

PCFY-P100VKM-E	
Capacity (kW):	
Heating (Nominal)	12.5
Cooling (Nominal)	11.2
Heating (UK)	12.5
Cooling (UK)	10.6
R410A High Sensible Cooling (UK)	8.1
SHF R410A (UK)	0.7
SHF High Sensible R410A (UK)	0.75
Power Input (kW) Heating (Nominal)	0.09
Power Input (kW) Cooling (Nominal)	0.09
Airflow(m3/min) - Lo-Mi1-Mi2-Hi	21-24-26-28
Noise (dBA) - Lo-Mi1-Mi2-Hi	36-38-41-43
Width - mm	1600
Depth - mm	680
Height - mm	230
Weight - kg	36
Electrical Supply	220-240v, 50Hz
Phase	Single
Mains Cable No. Cores	3
Running Current (A) - Heating	0.65
Running Current (A) - Cooling	0.65
Fuse Rating (BS88) - HRC (A)	6

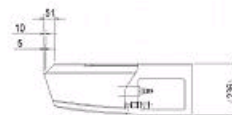
## Dimensions

PCFY-P100VKM-E

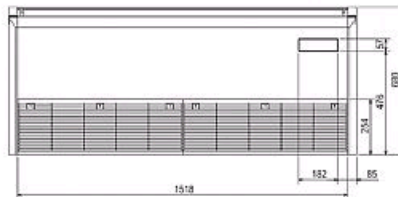
Front View >



Side View >



Lower View >



**Telephone: 01707 282880**

Email: [air.conditioning@meuk.mee.com](mailto:air.conditioning@meuk.mee.com) Website: <http://www.mitsubishielectric.co.uk/aircon>

Mitsubishi Electric reserves the right to make any variation in technical specification to the equipment described, or to withdraw or replace products without prior notification or public announcement.

**Tel:**  
**Fax:**

